



INTRODUCING

# Com-Paint 2K Spray Paint

India's First IPA, Xylene & Gasoline Resistant 2K Aerosol

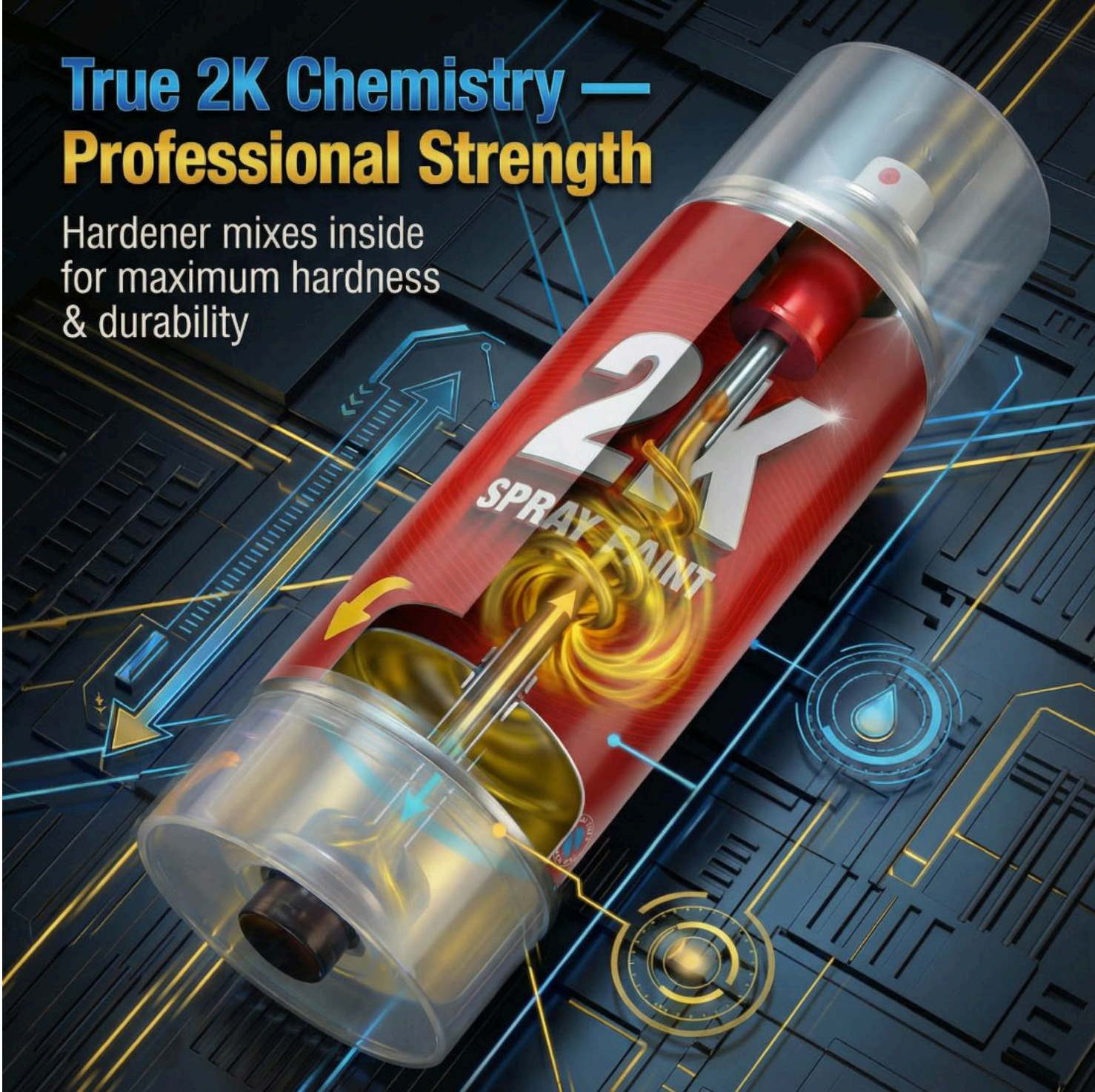
**Com-Paint 2K Spray Paint** is engineered to deliver professional-grade performance with the simplicity of an aerosol can. Its **dual-component 2K chemistry** ensures a tough, resilient finish — rivalling spray-gun coatings without any compressor setup.

Designed for Indian conditions, it offers excellent hardness and long-term gloss retention — making it ideal for automotive, metal, and industrial applications.



Activate • Shake • Spray

## Key Features & Benefits ✨



### True 2K System

Mix-in hardener for maximum cross-linking and durability.



#### Mirror Gloss

High solids and excellent flow for a premium finish.

#### Extended Pot Life

Usable for up to **72 hours** after activation.





### Superior Durability

Outstanding resistance to UV, abrasion, and chemical attack.

### High Coverage

Up to 3m² per Can !  
Efficient and economical.

### Easy Application

No compressor needed:  
Ready to use straight from the can.

## Technical Highlights

PROPERTY	COM-PAINT 2K SPRAY PAINT	BENCHMARK
Pot Life (Activated)	Up to 72 hrs @ 25°C	12–24 hrs
Touch Dry	4 – 8 min	7 - 8 min
Chemical Resistance	Excellent (IPA, Xylene, Gasoline)	Moderate
Gloss Level (60°)	85 GU ±3	80 GU ±3
Coverage	2–3 m² per can	2–3 m² per can



## How to Use

- Clean:** Ensure the surface is dry and free from dust, grease, and wax.
- Activate:** Press the bottom cap firmly until you hear the **"POP"** (This mixes the hardener).
- Shake:** Mix the paint and hardener for at least 2 minutes.
- Spray:** Apply from 20–25 cm distance in smooth, overlapping strokes.
- Cure:** Allow 24 hours for full drying before polishing or handling.

## Aeroaids Corporation

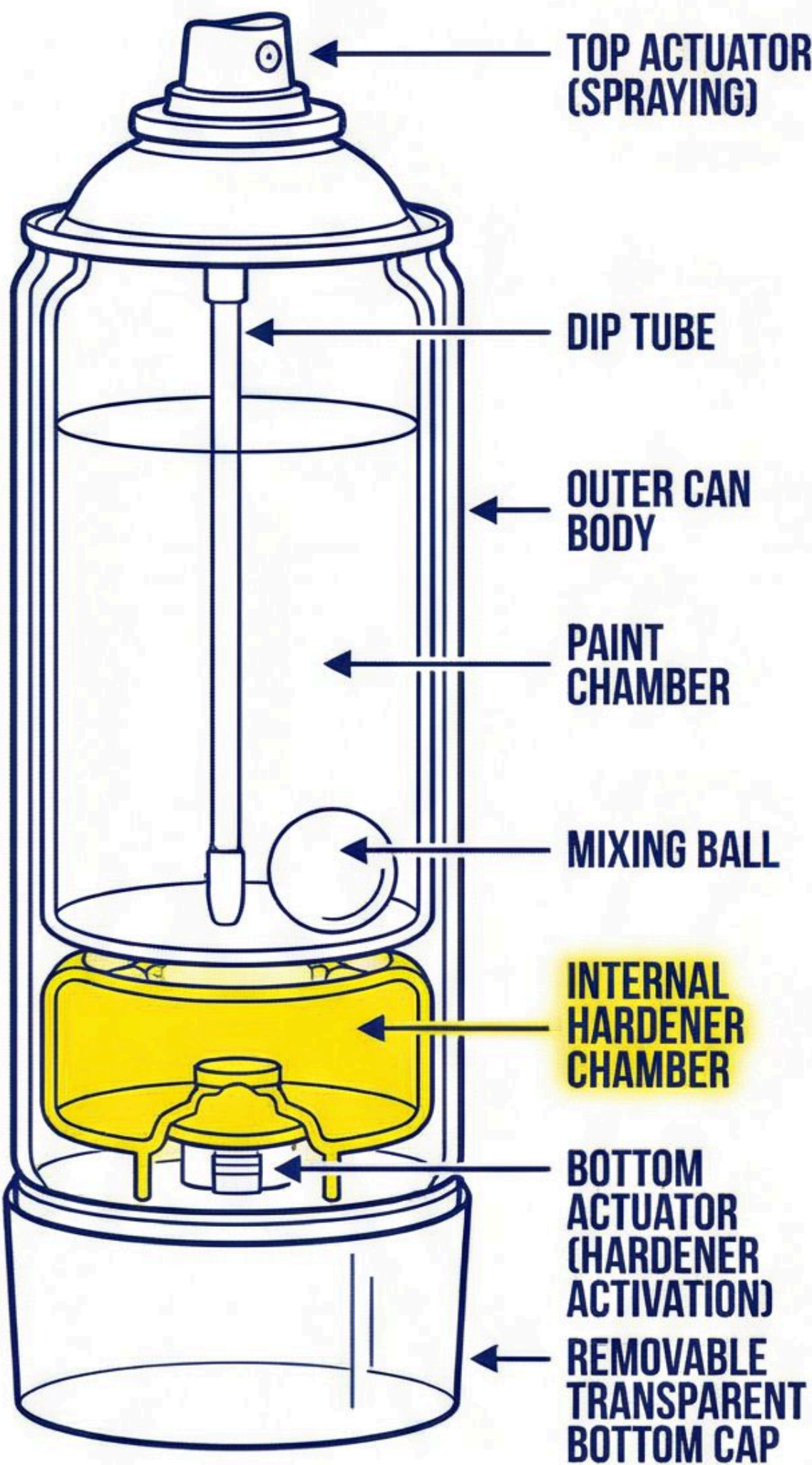
Head Office: 42, DLF Industrial Area, Kirti Nagar, Delhi - 110015  
BG Works: 341, M.I.E., Part - A, Bahadurgarh - 124507, Haryana  
RP Works: Nagagher, Rishikesh Road, Ranipokhri- 248145, Uttarakhand  
PU Works: Gat No. 37, Pathare Compound, Chimbali - 412105, Pune, Maharashtra

+91 1147374737   sales@com-paint.com   www.com-paint.com



# 2K AEROSOL SPRAY CAN: ANATOMY & USAGE PROCEDURE

## SECTION 1 — CAN ANATOMY



## SECTION 3 — MIXING

Vigorously shake the upright can for 1-2 minutes to ensure proper mixing of hardener and paint.



## SECTION 5 — CURING

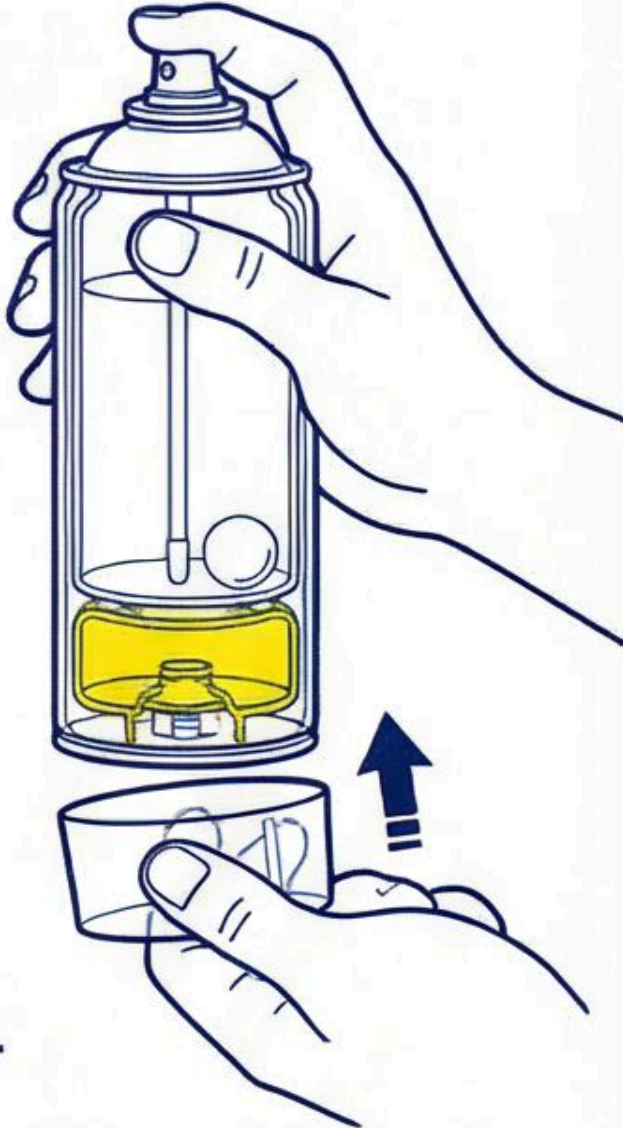


CURING TIME: 24 HOURS

## SECTION 2 — ACTIVATION

### A. REMOVE BOTTOM CAP

User removes the transparent cap ONLY from the bottom side. Top actuator untouched.

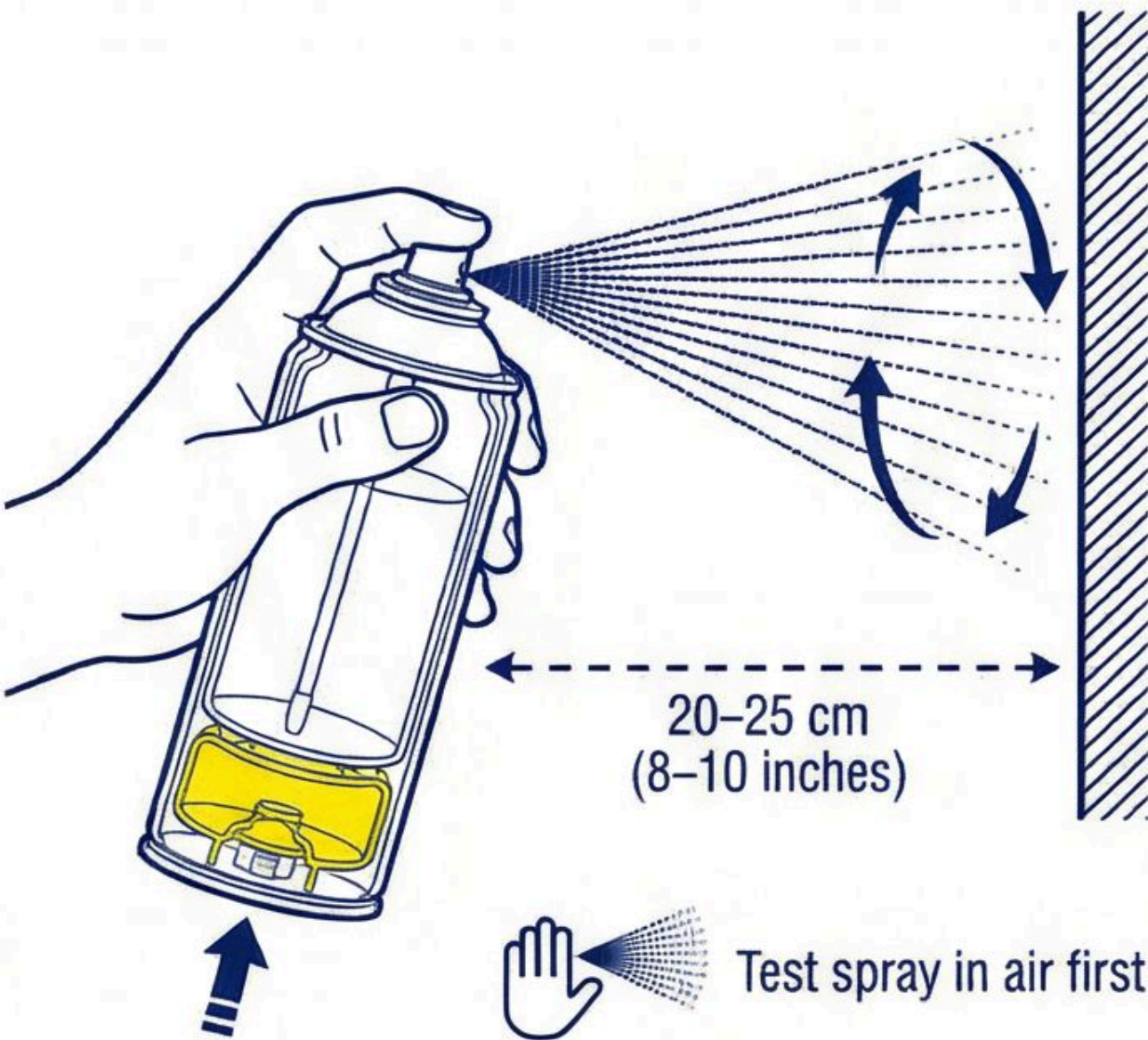


### B. ACTIVATE HARDENER — PRESS BOTTOM ACTUATOR ON FLOOR

Can remains upright (NOT inverted). User presses the bottom actuator directly against a flat hard surface. Impact lines and 'POP' indicate activation.



## SECTION 4 — SPRAYING



## SECTION 6 — POT LIFE WARNING



ONCE ACTIVATED, THE MIXED PAINT HAS A POT LIFE OF 72 HOURS. AFTER THIS TIME, THE PAINT WILL CURE AND BECOME UNUSABLE.